



Figure can vary

**Part no.: 50126327**

**SLE46C-40.K4/4P**

**Single beam safety device receiver**



## Contents

- Technical data
- Suitable transmitters
- Dimensioned drawings
- Electrical connection
- Operation and display
- Accessories
- Notes



## Technical data

<b>Basic data</b>	
Series	46C
<b>Functions</b>	
Functions	Diagnostic output Alignment indicator
<b>Characteristic parameters</b>	
Type	4, IEC/EN 61496
Performance Level (PL)	e, EN ISO 13849-1:2008, In combination with MSI-TRMB-01 or MSI-TRMB-02 safety relay
MTTF <sub>d</sub>	900 years, EN ISO 13849-1
Mission time T <sub>M</sub>	20 years, EN ISO 13849-1
Category	4, EN ISO 13849:2008, In combination with MSI-TRMB-01 or MSI-TRMB-02 safety relay
<b>Electrical data</b>	
<b>Performance data</b>	
Supply voltage	24 V, DC, -20 ... 20 %, Incl. residual ripple
Residual ripple	10 %, From U <sub>B</sub>
Open-circuit current	0 ... 15 mA
<b>Outputs</b>	
Number of digital switching outputs	2 Piece(s)
<b>Switching outputs</b>	
Switching voltage high, min.	22 V
Switching voltage low, max.	2 V
Switching voltage, typ.	23 V
Voltage type	DC
Switching current, max.	100 mA
<b>Switching output 1</b>	
Assignment	Connection 1, conductor 2
Switching element	Transistor, PNP
Switching principle	Dark switching
Function	Diagnostic output
<b>Switching output 2</b>	
Assignment	Connection 1, conductor 4
Switching element	Transistor, PNP
Switching principle	Light switching
Function	Switching output
<b>Timing</b>	
Switching frequency	250 Hz
Response time	2.5 ms
Readiness delay	300 ms
<b>Connection</b>	
Number of connections	1 Piece(s)

**Part no.: 50126327 – SLE46C-40.K4/4P – Single beam safety device receiver**
**Connection 1**

Type of connection	Cable
Function	Voltage supply Signal OUT
Cable length	2,000 mm
Sheathing material	PUR
Number of conductors	4 -wire
Wire cross section	0.21 mm <sup>2</sup>

**Mechanical data**

Design	Cubic
Dimension (W x H x L)	20.5 mm x 76.3 mm x 44 mm
Housing material	Plastic, PC-PBT
Lens cover material	Plastic / PMMA
Net weight	100 g
Housing color	Yellow
Type of fastening	Through-hole mounting
Compatibility of materials	ECOLAB

**Operation and display**

Type of display	LED
Number of LEDs	2 Piece(s)

**Environmental data**

Ambient temperature, operation	-30 ... 60 °C
Ambient temperature, storage	-30 ... 70 °C


**Certifications**

Degree of protection	IP 69K IP 67
Protection class	III, Rating voltage 50 V
Certifications	c TÜV NRTL US c UL US
Standards applied	IEC 60947-5-2, IEC/EN 61496

**Classification**

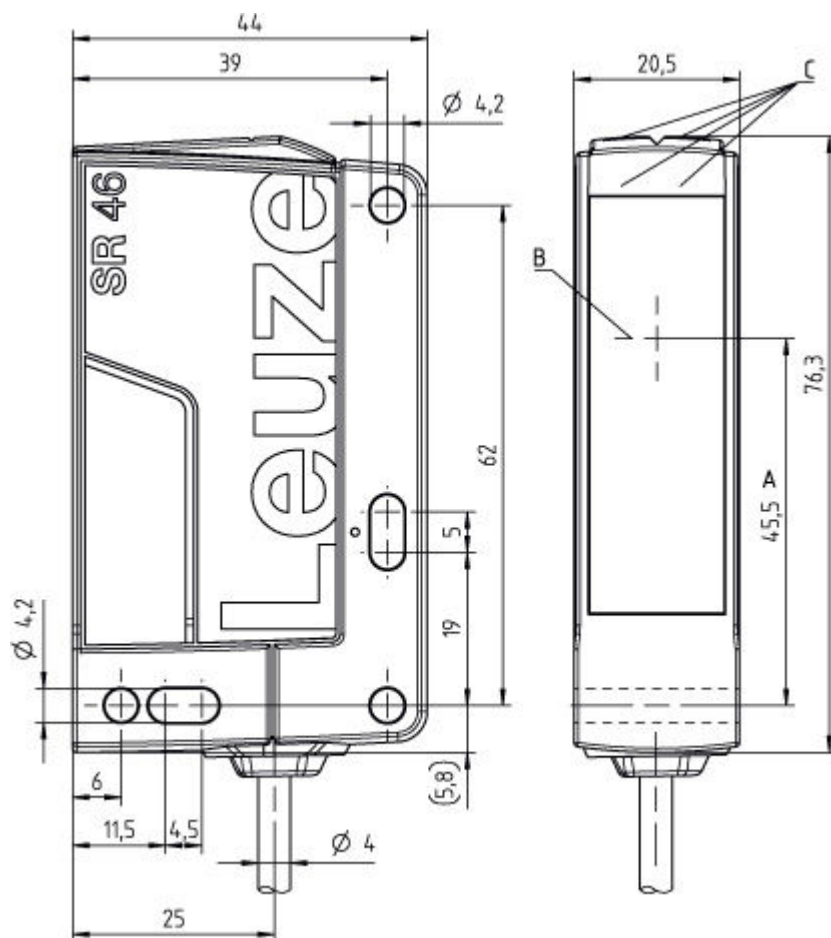
eCl@ss 8.0	27272701
eCl@ss 9.0	27272701
ETIM 5.0	EC001831

**Suitable transmitters**

	Part no.	Designation	Article	Description
	50126545	SLS46C-40.K48	Single beam safety device transmitter	Operating range: 0.25 ... 40 m Operating range limit: 0.25 ... 48 m Light source: LED, Red Response time: 2.5 ms Connection: Cable, 2,000 mm, PUR

## Dimensioned drawings

All dimensions in millimeters



- A Optical axis
- B Transmitter and receiver
- C Green/yellow indicator diodes

## Electrical connection

Connection 1	
Type of connection	Cable
Function	Voltage supply Signal OUT
Cable length	2,000 mm
Sheathing material	PUR
Cable color	Black
Number of conductors	4 - wire
Wire cross section	0.21 mm <sup>2</sup>

Conductor color	Conductor assignment
Brown	+24V
White	Diagnosis
Blue	GND

Part no.: 50126327 – SLE46C-40.K4/4P – Single beam safety device receiver

Conductor color	Conductor assignment
Black	OUT



## Operation and display

### LEDs




LED	Display	Meaning
1	Green, continuous light	Ready
2	Yellow, continuous light	Light path free

## Accessories





### Mounting technology - Mounting brackets

	Part no.	Designation	Article	Description
	50118543	BT 300M.5	Mounting bracket	Design of mounting device: Angle, L-shape Mounting bracket, at system: Through-hole mounting Mounting bracket, at device: Screw type Type of mounting device: Adjustable Material: Stainless steel
	50105315	BT 46	Mounting device	Design of mounting device: Angle, L-shape Mounting bracket, at system: Through-hole mounting Mounting bracket, at device: Screw type Type of mounting device: Rigid Material: Metal


### Mounting technology - Rod mounts

	Part no.	Designation	Article	Description
	50117253	BTU 300M-D10	Mounting system	Contains: 2x M4 x 25 screw, 2x M4 x 20 screw, 4x position washers Design of mounting device: Mounting system Mounting bracket, at system: For 10 mm rod, Sheet-metal mounting Mounting bracket, at device: Screw type Type of mounting device: Clampable, Adjustable, Turning, 360° Material: Metal
	50117252	BTU 300M-D12	Mounting system	Contains: 2x M4 x 25 screw, 2x M4 x 20 screw, 4x position washers Design of mounting device: Mounting system Mounting bracket, at system: For 12 mm rod, Sheet-metal mounting Mounting bracket, at device: Screw type Type of mounting device: Clampable, Adjustable, Turning, 360° Material: Metal
	50117251	BTU 300M-D14	Mounting system	Contains: 2x M4 x 25 screw, 2x M4 x 20 screw, 4x position washers Design of mounting device: Mounting system Mounting bracket, at system: For 14 mm rod, Sheet-metal mounting Mounting bracket, at device: Screw type Type of mounting device: Clampable, Adjustable, Turning, 360° Material: Metal

Part no.: 50126327 – SLE46C-40.K4/4P – Single beam safety device receiver

	Part no.	Designation	Article	Description
	50120425	BTU 300M.5-D12	Mounting system	Contains: 2x M4 x 25 screw, 2x M4 x 20 screw, 2x position washers, 2x M4 mounting nut Design of mounting device: Mounting system Mounting bracket, at system: For 12 mm rod, Sheet-metal mounting Mounting bracket, at device: Screw type Type of mounting device: Clampable, Adjustable, Turning, 360° Material: Stainless steel
	50119332	BTU 900M-D10	Mounting system	Contains: 2x M4 x 10 screw, 2x position washers Design of mounting device: Mounting system Mounting bracket, at system: For 10 mm rod, Sheet-metal mounting Mounting bracket, at device: Screw type Type of mounting device: Clampable, Turning, 360°, Swiveling Material: Metal
	50119331	BTU 900M-D12	Mounting system	Contains: 2x position washers, 2x M4 x 10 screw Design of mounting device: Mounting system Mounting bracket, at system: For 12 mm rod, Sheet-metal mounting Mounting bracket, at device: Screw type Type of mounting device: Clampable, Turning, 360°, Swiveling Material: Metal
	50119330	BTU 900M-D14	Mounting system	Contains: 2x position washers, 2x M4 x 10 screw Design of mounting device: Mounting system Mounting bracket, at system: For 14 mm rod, Sheet-metal mounting Mounting bracket, at device: Screw type Type of mounting device: Clampable, Turning, 360°, Swiveling Material: Metal

## Mounting technology - Other

	Part no.	Designation	Article	Description
	50136665	BTX 046M	Mounting plate	Contains: 2x M4 x 30 screw, 1 M4 x 12 screw Design of mounting device: Mounting plate Mounting bracket, at system: Through-hole mounting Mounting bracket, at device: Screw type Material: Metal

## Notes

Observe intended use!
<ul style="list-style-type: none"> <li>The product may only be put into operation by competent persons.</li> <li>Only use the product in accordance with its intended use.</li> </ul>

ATTENTION!
<ul style="list-style-type: none"> <li>The SLS46CK4 safety sensors are a type 4 AOPD only in combination with the MSI-TRM safety relays.</li> <li>For mounting, electrical connection and operation, the operating instructions of the MSI-TRM safety relays are to be observed.</li> </ul>

Part no.: 50126327 – SLE46C-40.K4/4P – Single beam safety device receiver

**For UL applications:**

- Certification: UL 508, C22.2 No.14-13
  - Only for use in "class 2" circuits
  - These proximity switches shall be used with UL Listed Cable assemblies rated 30V, 0.5A min, in the field installation, or equivalent (categories: CYJV/CYJV7 or PVVA/PVVA7)
- 
- Light source: Average life expectancy 100,000 h at an ambient temperature of 25 °C